

FEATURES

- Dual Aux. Power 110/220V AC
- High Accuracy 0.2% RO at 23°C± 5°C
- High Dielectric Strength 2.6KV AC / Min,
Between Input / Output/ Power Case
- ABS Plastic Case, DIN Rail or Wall Mounting

*Preliminary data subject to change.



- ORDERING :** TDWA 1Phase 2 wire (Active Power)
 TDWB 3 Phase 3 wire (Active Power)
 TDWC 3 Phase 4 wire (Active Power)
 TDW2 Watt Bi-Direction*
 TDQ2 Var Bi-Direction*

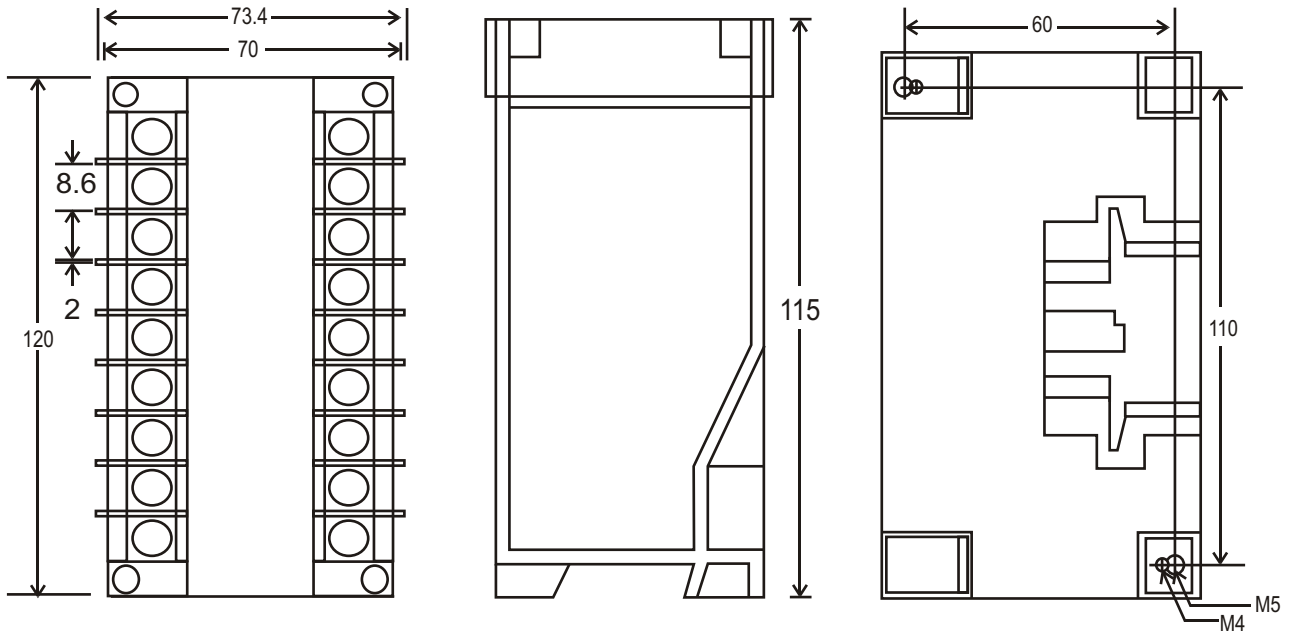
Circuit	I/P Voltage		I/P Current		Frequency		Output			Aux. Power		
	A	B	A	B	A	B	A	B	C	D	E	
A	1	2 W	A	110V	A	1A	A	50Hz	A	0~10mA DC	A	AC 110/220V
B	3	3 W	B	220V	B	5A	B	60Hz	B	0~20mA DC	B	(Dual Power)
C	3	4 W							C	4~20mA DC	C	DC 24V
									D	0~5V DC	D	DC 110V
									E	1~5V DC	E	DC 125V
Y	Other	Y	Other	Y	Other	Y	Other	Y	F	0~10V DC	N	* Self-Power Mode
									Y	Other	Y	Other

3 4W Voltage Line-Neutral.

SPECIFICATION

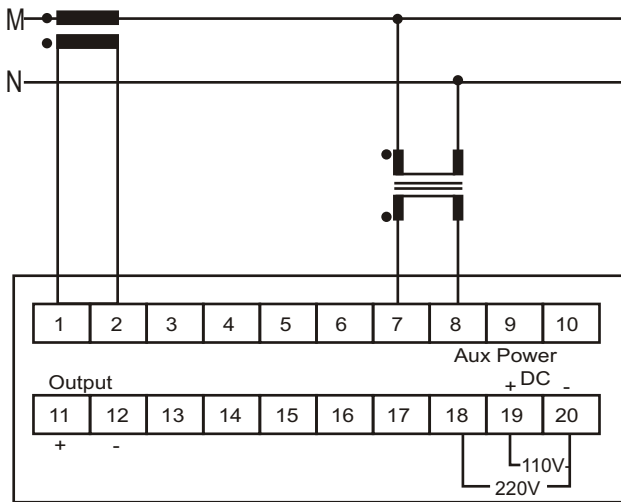
- Accuracy** : 0.2% RO at 23°C±5°C (Self-Power Mode 0.25%RO at 23°C±5°C).
- Input Range** : Normal Voltage 110V, Effective 50~150V.
Normal Voltage 220V, Effective Range 160~300V.
Normal Current 5A, Effective Range 0~7.5A.
Normal Current 1A, Effective Range 0~1.5A.
- Input Burden** : 0.1VA/60Hz at 150V AC; Self-Power Mode 2VA at 150V AC.
- Frequency** : 45~70Hz.
- Input Over** : Normal AC 110V, Voltage Over 500V Continuous. Self-Power Mode 150V AC Maximum.
Normal AC 5A, Current Over 15A Continuous; 50A 10 Sec / Hour; 400A 0.5 Sec / Hour.
- Output Load** : DC Current Mode: 10V DC Maximum, DC Voltage Mode: 10mA DC Maximum.
- Output Protection** : Without Damage for Output Open or Short Circuit.
- Dielectric Strength** : 2.6KV AC / 1 Min, between Input / Power / Case.
- Impulse** : 5KV (1.2X50 S), ANSIC37. 90a / 1983. DIN, IEC 255 - 4, IEC 688-1992
2.5KV - 0.25mS / 1MHz IEC 801-3 (Ring WAVE).
- Common Mode Rejection** : > 120db, 50 / 60Hz.
- Stability** : < 0.2% / Year.
- Calibration** : SPAN and ZERO ± 10%.
- Response Time & Ripple(p-p)** : 400mS. 0 ~ 99%; 0.5% P-P(STD) or Option.
- Magnetic Effect** : DIN - IEE688 0.005% Change 10" Center 100A-Turn.
- Temperature Coefficient** : 100ppm / °C from 0 ~ 60°C; 50ppm/23°C ± 3°C
- Operating Condition** : -10°C ~ + 65°C, 20 ~ 95% RH Non-Condensed.
- Storage Condition** : -40°C ~ + 75°C, 20 ~ 95% RH Non-Condensed.
- Power Supply** : AC or DC ± 20%, 50 / 60Hz 3VA/AC.
- Aux. Power Effect** : < 0.01% / V.
- Housing Material** : ABS Plastic, Self-Extinguishing to UL Subject 94 Class V-O. Case IP 50
Snap Mounting On DIN EN 50022-35 Or Surface Mounting. Compliance With IEC 529, BS 5490, Din 40054. Protection Touch-Proof Terminals and Enclosure Meeting Requirements Of VBG 4 & VDE 0106 oart 100(Germany).
- Mounting** : DIN Rail or Wall Mounting.
- Size** : 120^w X 115^h X 73.4^d mm
- *Uni-Direction and Bi-Direction for Watt, Bi-Direction for Var only.
- *Self-Power Mode : Effective Range 85~150V AC, Power Source from V1 Voltage.

Outline Dimension : (Unit : mm)



Terminal Connection :

1 2W

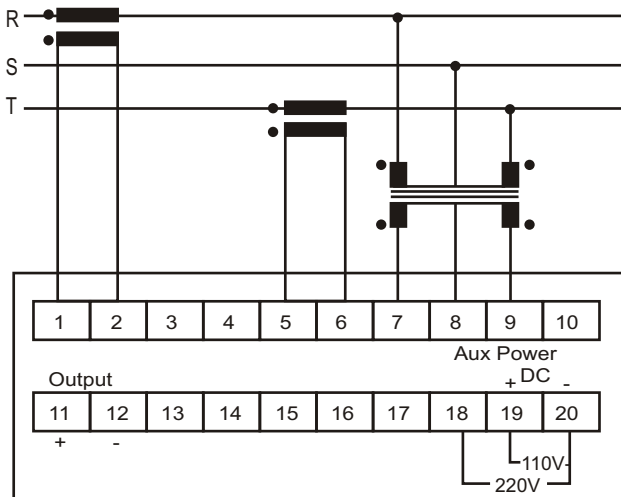


**WATT * VAR * WATTHOUR * VARHOUR *
STANDARD OUTPUT CALIBRATION**

INPUT	1 2W	3 3W	3 4W	
	W;VAR	W;VAR	W;VAR	
100V	1A	100	200	300
120V	5A	500	1000	1500
200V	1A	200	400	600
240V	5A	1000	2000	3000
380V	1A	400	800	1200
440V	5A	2000	4000	6000

***V : Line to neutral**

3 3W



3 4W

