


**FEATURES**

- Dual Aux. Power 110/220V AC
- High Accuracy 0.2% RO at 23°C± 5°C
- High Dielectric Strength 2.6KV AC / Min,  
Between Input / Output/ Power Case
- ABS Plastic Case, DIN Rail or Wall Mounting



\*Preliminary data subject to change.

**ORDERING :** TDPFA — □ — □ — □ — □ — □ — □ 1 Phase 2 wire  
 TDPFB — □ — □ — □ — □ — □ — □ 3 Phase 3 wire  
 TDPFC — □ — □ — □ — □ — □ — □ 3 Phase 4 wire

Circuit		I/P Voltage		I/P Current		Frequency		Output		Aux. Power	
A	1	2 W	A 110V	A	1A	A	50Hz	A	0~10mA DC	A	AC 110/220V
B	3	3 W	B 220V	B	5A	B	60Hz	B	0~20mA DC		(Dual Power)
C	3	4 W						C	4~20mA DC	C	DC 24V
								D	0~5V DC	D	DC 110V
								E	1~5V DC	E	DC 125V
								F	0~10V DC	N	* Self-Power Mode
Y	Other	Y	Other	Y	Other			Y	Other	Y	Other

**3 4W Voltage Line-Neutral.**

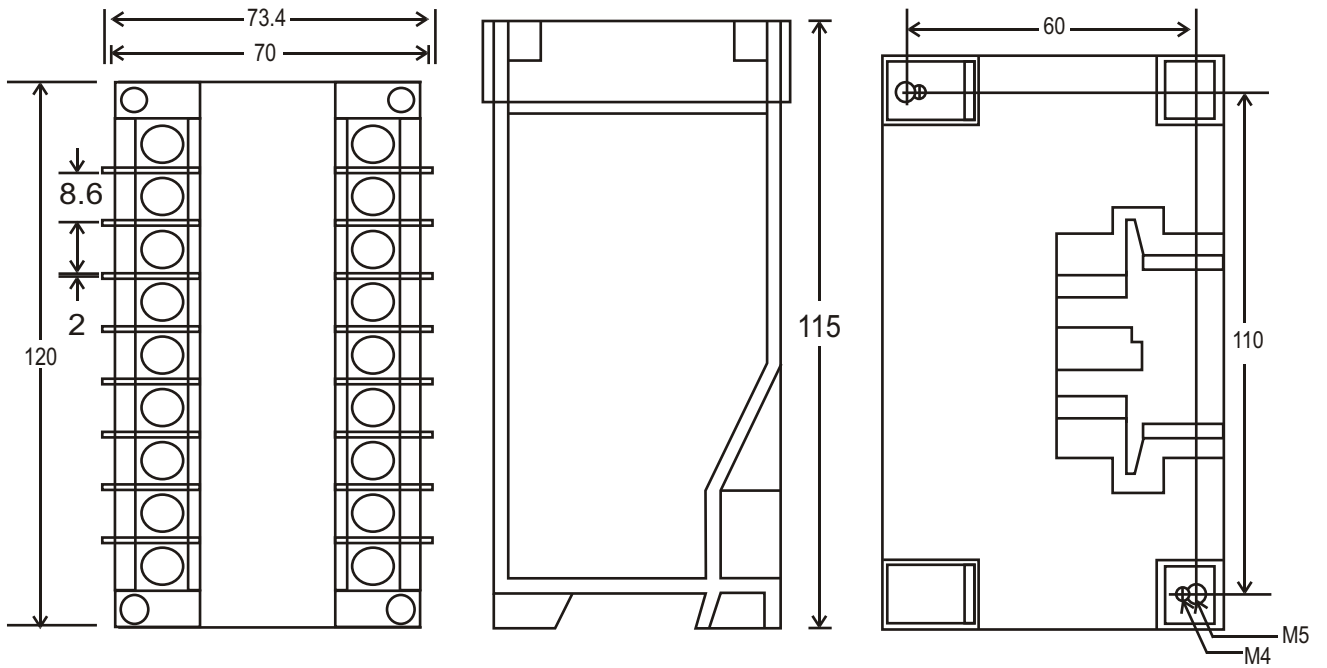
**SPECIFICATION**

- Accuracy** : 0.2%RO at 23°C±5°C (Self-Power Mode 0.25%RO at 23°C±5°C).
- Input Range** : Normal Voltage 110V, Effective 85~150V.  
Normal Voltage 220V, Effective Range 160~300V.  
Normal Current 5A, Effective Range 0~7.5A.  
Normal Current 1A, Effective Range 0~1.5A.
- Input Burden** : 0.1VA/60Hz at 150V AC; Self-Power Mode 2VA at 150V AC.
- Frequency** : 45~70Hz.
- Input Over** : Normal AC 110V, Voltage Over 500V Continuous. Self-Power Mode 150V AC Maximum.  
Normal AC 5A, Current Over 15A Continuous; 50A 10 Sec/Hour; 400A 0.5 Sec/Hour.
- Output Load** : DC Current Mode : 10V DC Maximum, DC Voltage Mode : 10mA Maximum.
- Output Protection** : Without Damage for Output Open or Short Circuit.
- Dielectric Strength** : 2.6KV AC / 1 Min, between Input / Power / Case.
- Impulse** : 5KV (1.2X50 S), ANSI C37.90a / 1983. DIN, IEC 255-4, IEC 688-1992  
2.5KV -0.25mS/1MHz IEC 801-3 (Ring WAVE).
- Common Mode Rejection** : > 120db, 50/60Hz.
- Stability** : < 0.2% / Year.
- Calibration** : SPAN and ZERO ± 10%.
- Response Time & Ripple(p-p)** : 400mS. 0~99%; 0.5% P-P(STD) or Option.
- Magnetic Effect** : DIN- IEE688 0.005% Change 10" Center 100A-Turn.
- Temperature Coefficient** : 100ppm/°C from 0~60°C; 50ppm/23°C±3°C
- Operating Condition** : -10°C ~ +65°C, 20~95% RH Non-Condensed.
- Storage Condition** : -40°C ~ +75°C, 20~95% RH Non-Condensed.
- Power Supply** : AC or DC ± 20%, 50/60Hz 3VA/AC.
- Aux. Power Effect** : < 0.01% / V.
- Housing Material** : ABS Plastic, Self-Extinguishing to UL Subject 94 Class V-O. Case IP 50 Snap Mounting On DIN EN 50022-35 Or Surface Mounting. Compliance With IEC 529, BS 5490, Din 40054. Protection Touch-Proof Terminals and Enclosure Meeting Requirements Of VBG4 & VDE 0106 part 100 (Germany).
- Mounting** : DIN Rail or Wall Mounting.
- Size** : 120<sup>W</sup> X 115<sup>H</sup> X 73.4<sup>L</sup> mm

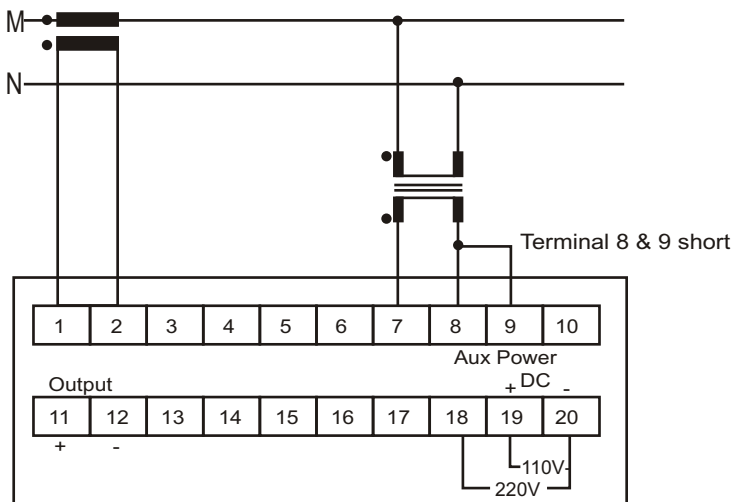
\*Bi-Direction for Power Factor. Example : O/P 4~20mA VS -0.5(C)~1~+0.5(L).

\*Self-Power Mode : Effective Range 85~150V AC, Power Source from V1 Voltage.

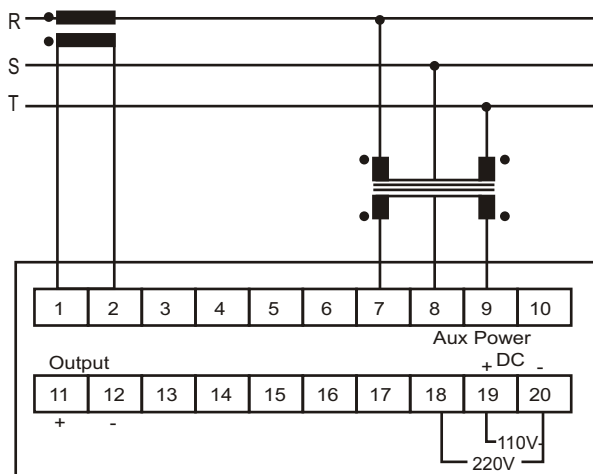
**Outline Dimension : (Unit : mm)**



**1 2W Balance**



**3 3W Balance**



**3 4W Balance**

